

Scaled data based on original data using
LM-79-08 Approved Method: Electrical and Photometric Measurements of Solid-
State Lighting Products

Test Report Prepared for
Cooper Lighting Solutions
(formerly Eaton)

Brand: McGRAW-EDISON

Report Number: P227064

Luminaire Tested: **ISW-AF-350-LED-E1-SL4-7030**

Issue Date: 3/3/2020

Test Information

Test Method: LM-79-08
Report Number: P227064
TEST IS SCALED FROM IESNA LM-79-08 TEST DATA (P35947)
Test Lab: INNOVATION CENTER-P3
Issue Date: 3/3/2020
Manufacturer: COOPER LIGHTING SOLUTIONS (FORMERLY EATON)
Product Line: MCGRAW-EDISON
Catalog Number: ISW-AF-350-LED-E1-SL4-7030
Description: IMPACT ELITE LED WEDGE LUMINAIRE
LIGHT SQUARE WITH ACCULED OPTICS-TYPE IV W/SPILL CONTROL
Light Source: (16) 3000K CCT, 70 CRI LEDs
Ballast/Driver: ELECTRONIC DRIVER

Summary

Lumens per Lamp: N/A
Luminaire Lumens: 1977.7 lumens
Efficiency: N/A
Efficacy: 98.4 lumens/watt
Luminous Opening: Rectangular (W 0.5' x L: 0.5' x H: 0')
IES Classification: Type IV - Short - Semi-Cutoff
BUG Rating: B0 - U1 - G1

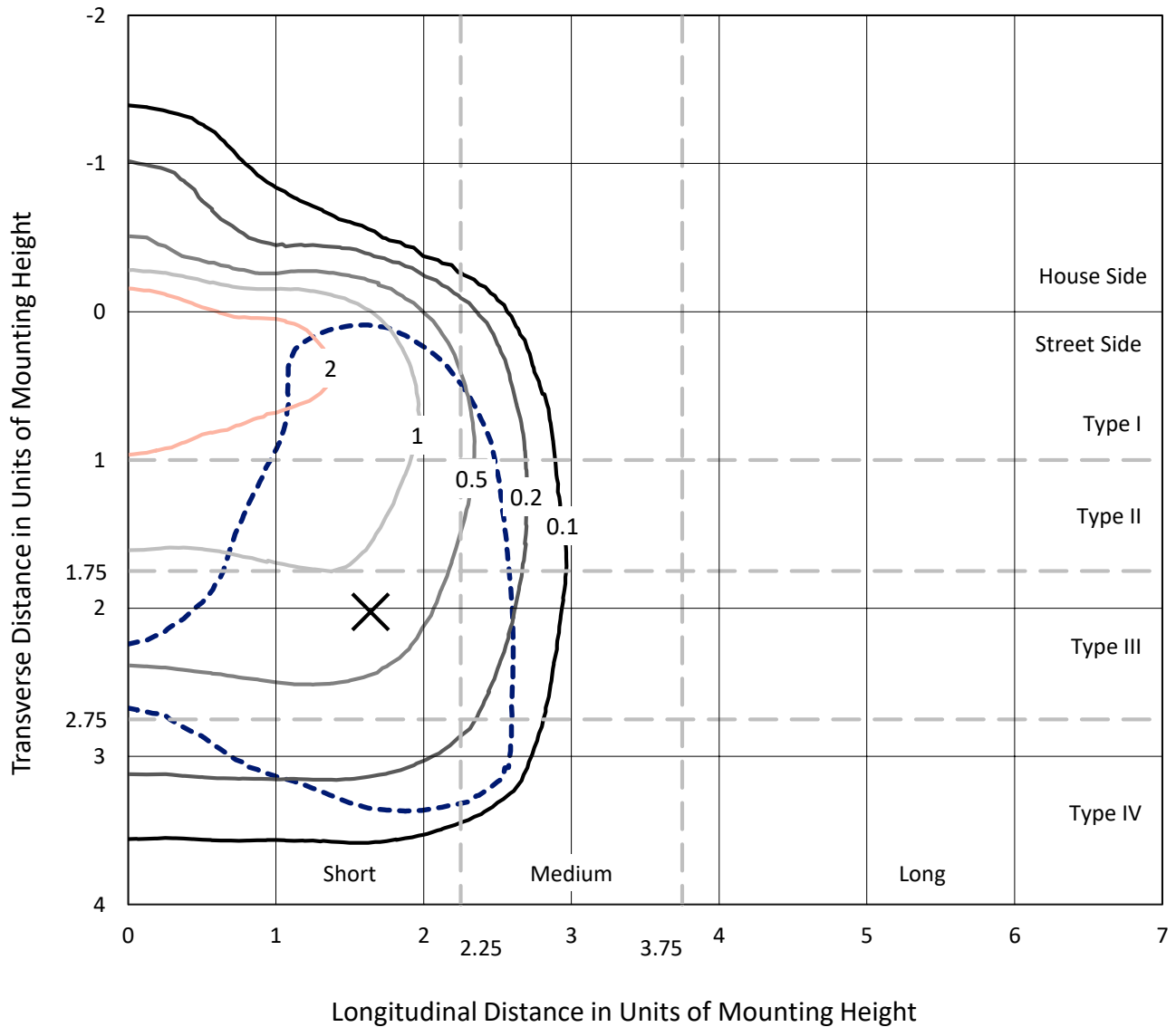
Input Watts (W): 20.09
Input Voltage (V): 120
Input Current (Ain): NR
Voltage Rise (V): NR
Power Factor: NR
Total Harmonic Distortion (THDi): NR
Frequency (hertz): 60
Stabilization Time: NR
Operation Time: NR
Ambient Temperature (°C): NR
Test Distance: 25 FT



REPORT NUMBER: P227064
 CATALOG NUMBER: ISW-AF-350-LED-E1-SL4-7030

Iso-Footcandle Lines of Horizontal Illumination

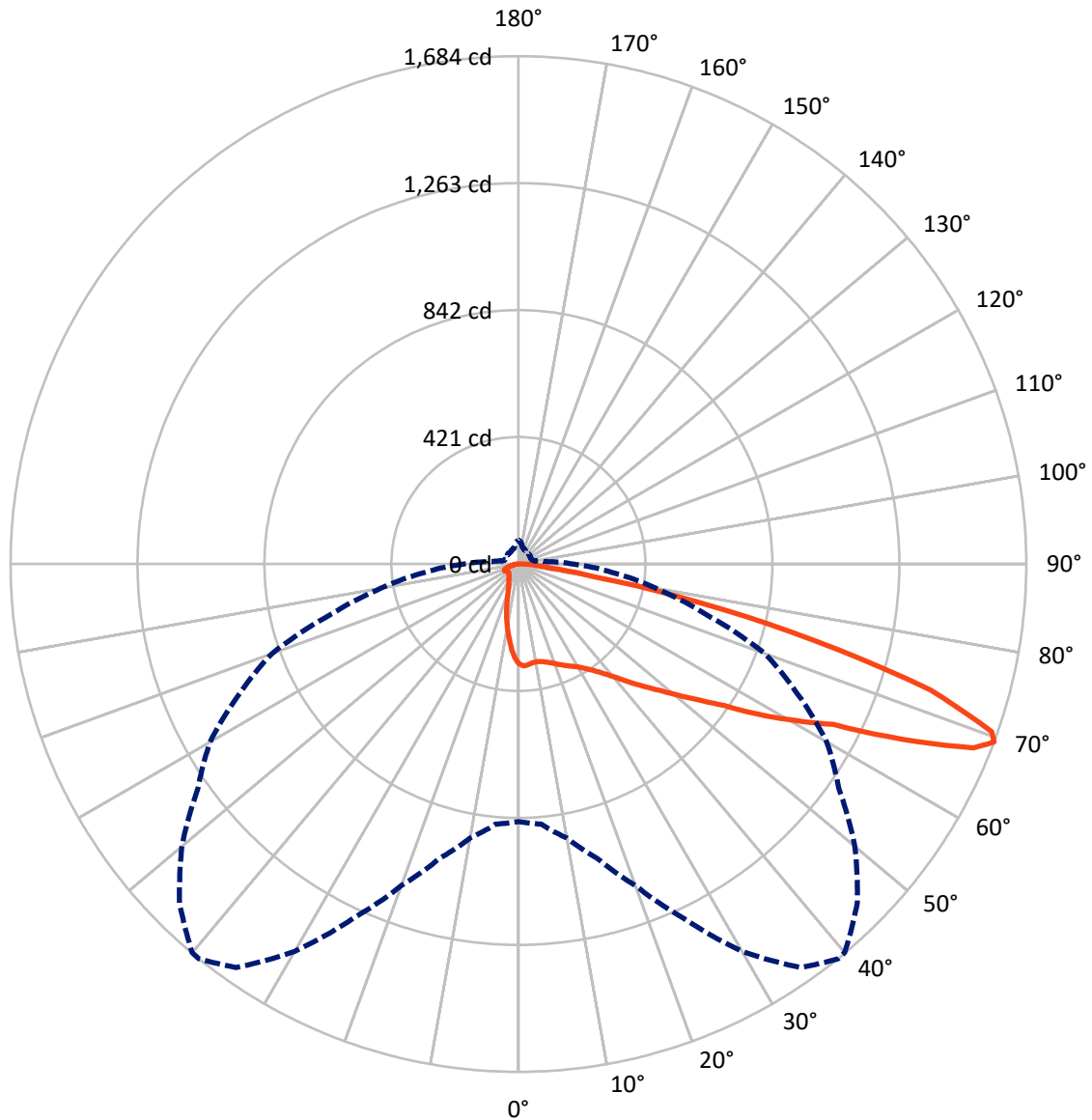
× Max cd
 - - - 1/2 Max cd



Based on 10 foot mounting height. Maximum calculated value = 3.3 fc
 Type IV - Short - Semi-Cutoff

REPORT NUMBER: P227064
CATALOG NUMBER: ISW-AF-350-LED-E1-SL4-7030

Luminous Intensity Polar Plot



— Vertical Plane Through 39-Deg Lateral - - - Horizontal Cone Through 69-Deg Vertical

REPORT NUMBER: P227064

CATALOG NUMBER: ISW-AF-350-LED-E1-SL4-7030

FLUX DISTRIBUTION:

		Downward	Upward	Total
House Side	Lumens	250.2	0.1	250.3
	% Fixture	12.7	0.0	12.7
Street Side	Lumens	1727.0	0.5	1727.4
	% Fixture	87.3	0.0	87.3
Total	Lumens	1977.2	0.5	1977.7
	% Fixture	100.0	0.0	100.0

Coefficient of Utilization

ZONAL LUMENS:

Zone	Lumens	% Fixture
0°-10°	28.6	1.4
10°-20°	72.1	3.6
20°-30°	112.2	5.7
30°-40°	169.6	8.6
40°-50°	271.4	13.7
50°-60°	426.6	21.6
60°-70°	574.4	29.0
70°-80°	284.9	14.4
80°-90°	37.4	1.9
90°-100°	0.5	0.0
100°-110°	0.0	0.0
110°-120°	0.0	0.0
120°-130°	0.0	0.0
130°-140°	0.0	0.0
140°-150°	0.0	0.0
150°-160°	0.0	0.0
160°-170°	0.0	0.0
170°-180°	0.0	0.0
0°-90°	1977.2	100.0
0°-180°	1977.7	100.0



REPORT NUMBER: P227064

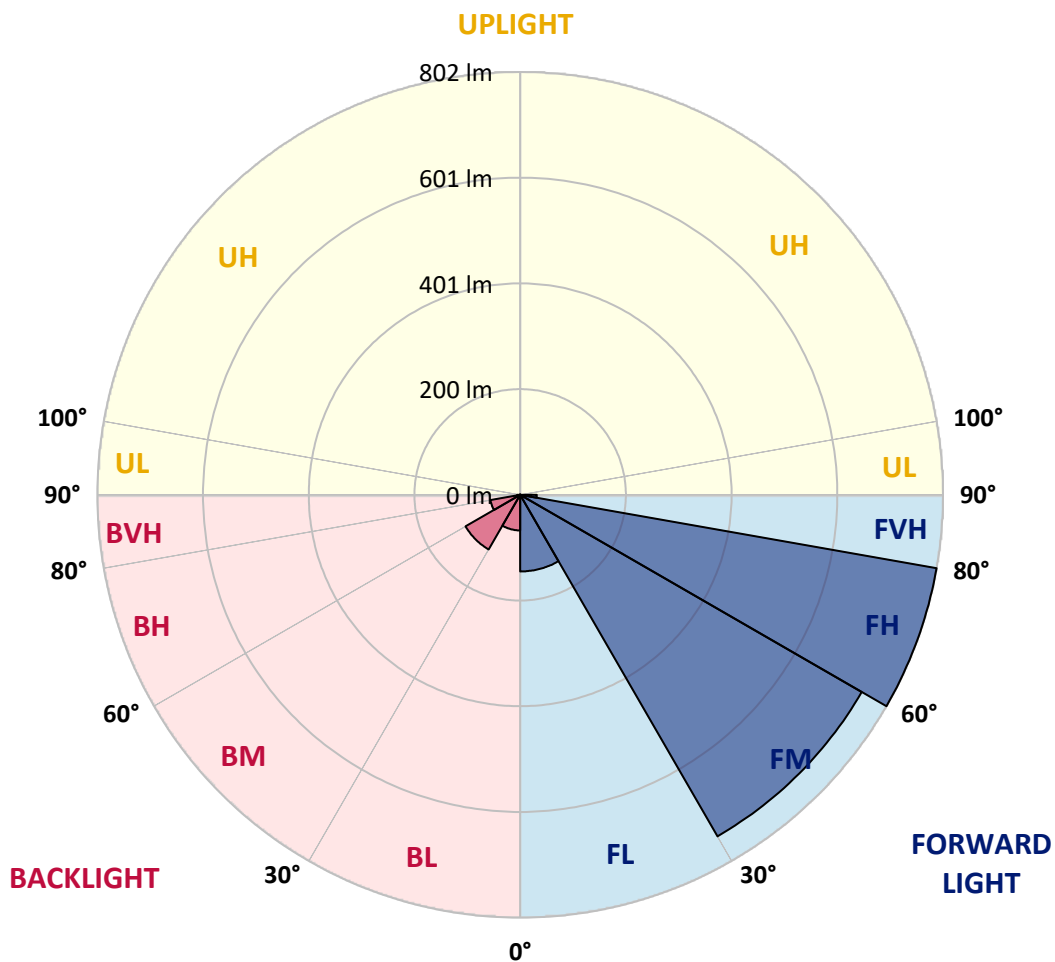
CATALOG NUMBER: ISW-AF-350-LED-E1-SL4-7030

LUMINAIRE CLASSIFICATION SYSTEM LUMEN TABLE AND BUG RATING:

Zone		Lumens	% Fixture	Zone Rating/Lumen Limit		
				B	U	G
FL	(0°-30°)	145.4	7.4			
FM	(30°-60°)	748.0	37.8			
FH	(60°-80°)	802.0	40.6			G1/1800
FVH	(80°-90°)	31.5	1.6			G1/100
BL	(0°-30°)	67.5	3.4	B0/110		
BM	(30°-60°)	119.5	6.0	B0/220		
BH	(60°-80°)	57.3	2.9	B0/110		G0/110
BVH	(80°-90°)	5.9	0.3			G0/10
UL	(90°-100°)	0.5	0.0		U1/10	
UH	(100°-180°)	0.1	0.0		U1/10	

BUG Rating: B0-U1-G1

Type IV Short





REPORT NUMBER: P227064

CATALOG NUMBER: ISW-AF-350-LED-E1-SL4-7030

CANDELA DISTRIBUTION (FULL):

	0°	5°	10°	15°	20°	25°	30°	35°	39°	40°	45°
0°	331.3	331.3	331.3	331.3	331.3	331.3	331.3	331.3	331.3	331.3	331.3
2.5°	339.3	339.6	339.6	339.9	338.6	338.6	339.0	337.7	338.3	338.0	336.4
5°	339.9	340.2	339.9	340.2	338.6	338.0	336.7	335.1	335.7	335.4	333.2
7.5°	338.3	338.6	338.0	338.3	336.4	335.1	333.2	331.9	330.9	330.6	327.7
10°	334.8	335.7	334.5	335.4	333.8	332.5	331.6	330.3	329.6	329.3	326.1
12.5°	329.6	330.3	330.6	331.9	331.9	332.2	332.2	331.3	331.6	331.3	328.7
15°	324.8	327.1	329.3	330.6	333.2	334.8	336.1	335.7	336.7	336.4	334.8
17.5°	324.8	326.8	330.6	334.8	339.6	341.8	343.8	343.8	344.1	343.5	340.9
20°	326.1	329.6	336.1	343.1	348.9	353.4	354.7	354.4	353.1	353.1	348.6
22.5°	336.7	339.0	346.0	353.7	361.7	366.2	366.6	365.6	363.0	362.4	356.9
25°	351.8	354.4	360.8	370.7	376.8	380.4	379.4	376.2	373.6	371.4	365.6
27.5°	375.2	377.2	383.6	390.3	393.8	395.1	391.3	386.8	383.9	382.9	375.2
30°	399.3	401.9	407.0	411.2	414.1	410.2	404.1	399.0	396.4	395.8	388.7
32.5°	428.8	429.2	432.7	433.6	434.0	427.5	419.2	414.4	413.4	412.1	406.7
35°	455.8	457.4	456.8	456.4	453.5	445.5	438.5	435.6	434.6	434.3	429.8
37.5°	479.9	482.4	480.8	477.9	474.4	468.0	460.6	457.4	460.6	458.7	459.6
40°	503.3	503.3	501.4	499.8	495.6	489.5	486.9	487.2	492.4	493.7	495.0
42.5°	523.5	523.2	521.3	520.0	519.3	518.1	516.8	522.9	532.8	534.8	537.6
45°	545.7	545.3	538.0	540.5	545.0	546.0	550.5	564.6	576.8	577.8	583.9
47.5°	567.2	564.6	557.5	560.1	573.0	579.7	587.1	607.0	624.0	627.5	644.5
50°	589.6	587.1	579.4	584.2	602.2	614.7	632.0	659.6	683.0	687.9	710.0
52.5°	613.1	612.8	606.7	614.0	636.2	661.5	688.8	720.0	748.5	754.6	787.4
55°	641.3	639.7	637.1	646.1	677.6	711.6	754.3	796.7	827.8	838.7	871.8
57.5°	673.1	672.5	672.8	691.4	729.3	780.9	833.3	890.4	941.8	949.5	980.3
60°	700.7	702.0	709.4	738.6	786.1	856.1	929.6	1006.9	1052.5	1060.5	1090.7
62.5°	734.4	741.8	758.2	795.1	850.9	935.7	1031.0	1112.8	1171.6	1188.0	1245.1
65°	815.3	821.1	851.6	896.2	967.4	1075.9	1185.4	1304.5	1401.4	1416.2	1465.3
67.5°	874.4	889.1	936.9	1009.8	1112.8	1251.5	1401.7	1545.8	1627.7	1634.4	1600.1
69°	853.8	866.0	922.5	1010.4	1134.7	1296.1	1482.9	1633.5	1683.9	1682.6	1589.2
70°	822.4	833.6	895.9	981.2	1116.4	1291.0	1484.2	1634.1	1664.6	1653.1	1546.2
72.5°	688.8	698.8	757.2	846.4	977.4	1150.7	1332.7	1435.1	1428.7	1419.1	1242.5
75°	430.1	429.5	480.5	532.2	633.9	809.2	944.6	1026.8	1013.7	1006.3	797.6
77.5°	160.8	172.0	190.7	246.2	293.1	387.7	497.2	588.7	614.0	581.6	429.5
80°	83.8	89.9	102.1	121.7	139.9	160.2	192.6	247.8	256.5	239.1	173.3
82.5°	66.1	73.5	85.7	102.4	115.2	107.5	101.4	105.0	104.3	99.5	88.3
85°	50.1	58.7	78.6	95.7	113.9	96.3	76.7	67.1	59.7	60.0	63.9
87.5°	25.0	32.4	61.9	83.5	99.2	63.9	50.1	38.8	32.4	31.1	41.7
90°	7.7	7.7	12.5	16.4	22.5	11.2	10.9	8.3	6.1	6.1	9.6
92.5°	0.0	0.0	0.0	0.0	0.0	0.0	0.0	0.0	0.0	0.0	0.0
95°	0.0	0.0	0.0	0.0	0.0	0.0	0.0	0.0	0.0	0.0	0.0
97.5°	0.0	0.0	0.0	0.0	0.0	0.0	0.0	0.0	0.0	0.0	0.0
100°	0.0	0.0	0.0	0.0	0.0	0.0	0.0	0.0	0.0	0.0	0.0
102.5°	0.0	0.0	0.0	0.0	0.0	0.0	0.0	0.0	0.0	0.0	0.0
105°	0.0	0.0	0.0	0.0	0.0	0.0	0.0	0.0	0.0	0.0	0.0
107.5°	0.0	0.0	0.0	0.0	0.0	0.0	0.0	0.0	0.0	0.0	0.0



REPORT NUMBER: P227064

CATALOG NUMBER: ISW-AF-350-LED-E1-SL4-7030

CANDELA DISTRIBUTION (continued):

	0°	5°	10°	15°	20°	25°	30°	35°	39°	40°	45°
110°	0.0	0.0	0.0	0.0	0.0	0.0	0.0	0.0	0.0	0.0	0.0
112.5°	0.0	0.0	0.0	0.0	0.0	0.0	0.0	0.0	0.0	0.0	0.0
115°	0.0	0.0	0.0	0.0	0.0	0.0	0.0	0.0	0.0	0.0	0.0
117.5°	0.0	0.0	0.0	0.0	0.0	0.0	0.0	0.0	0.0	0.0	0.0
120°	0.0	0.0	0.0	0.0	0.0	0.0	0.0	0.0	0.0	0.0	0.0
122.5°	0.0	0.0	0.0	0.0	0.0	0.0	0.0	0.0	0.0	0.0	0.0
125°	0.0	0.0	0.0	0.0	0.0	0.0	0.0	0.0	0.0	0.0	0.0
127.5°	0.0	0.0	0.0	0.0	0.0	0.0	0.0	0.0	0.0	0.0	0.0
130°	0.0	0.0	0.0	0.0	0.0	0.0	0.0	0.0	0.0	0.0	0.0
132.5°	0.0	0.0	0.0	0.0	0.0	0.0	0.0	0.0	0.0	0.0	0.0
135°	0.0	0.0	0.0	0.0	0.0	0.0	0.0	0.0	0.0	0.0	0.0
137.5°	0.0	0.0	0.0	0.0	0.0	0.0	0.0	0.0	0.0	0.0	0.0
140°	0.0	0.0	0.0	0.0	0.0	0.0	0.0	0.0	0.0	0.0	0.0
142.5°	0.0	0.0	0.0	0.0	0.0	0.0	0.0	0.0	0.0	0.0	0.0
145°	0.0	0.0	0.0	0.0	0.0	0.0	0.0	0.0	0.0	0.0	0.0
147.5°	0.0	0.0	0.0	0.0	0.0	0.0	0.0	0.0	0.0	0.0	0.0
150°	0.0	0.0	0.0	0.0	0.0	0.0	0.0	0.0	0.0	0.0	0.0
152.5°	0.0	0.0	0.0	0.0	0.0	0.0	0.0	0.0	0.0	0.0	0.0
155°	0.0	0.0	0.0	0.0	0.0	0.0	0.0	0.0	0.0	0.0	0.0
157.5°	0.0	0.0	0.0	0.0	0.0	0.0	0.0	0.0	0.0	0.0	0.0
160°	0.0	0.0	0.0	0.0	0.0	0.0	0.0	0.0	0.0	0.0	0.0
162.5°	0.0	0.0	0.0	0.0	0.0	0.0	0.0	0.0	0.0	0.0	0.0
165°	0.0	0.0	0.0	0.0	0.0	0.0	0.0	0.0	0.0	0.0	0.0
167.5°	0.0	0.0	0.0	0.0	0.0	0.0	0.0	0.0	0.0	0.0	0.0
170°	0.0	0.0	0.0	0.0	0.0	0.0	0.0	0.0	0.0	0.0	0.0
172.5°	0.0	0.0	0.0	0.0	0.0	0.0	0.0	0.0	0.0	0.0	0.0
175°	0.0	0.0	0.0	0.0	0.0	0.0	0.0	0.0	0.0	0.0	0.0
177.5°	0.0	0.0	0.0	0.0	0.0	0.0	0.0	0.0	0.0	0.0	0.0
180°	0.0	0.0	0.0	0.0	0.0	0.0	0.0	0.0	0.0	0.0	0.0



REPORT NUMBER: P227064

CATALOG NUMBER: ISW-AF-350-LED-E1-SL4-7030

CANDELA DISTRIBUTION (continued):

	50°	55°	60°	65°	70°	75°	80°	85°	90°	95°	100°
0°	331.3	331.3	331.3	331.3	331.3	331.3	331.3	331.3	331.3	331.3	331.3
2.5°	335.1	335.1	334.5	334.1	333.2	331.9	330.9	329.3	328.4	326.8	324.8
5°	330.9	329.6	329.0	327.7	325.8	324.2	322.3	320.0	317.5	314.2	310.7
7.5°	325.5	323.5	321.3	320.7	318.4	316.5	314.2	311.0	307.5	301.7	297.2
10°	323.2	321.3	319.4	318.1	315.2	313.0	310.4	306.2	301.7	294.0	285.7
12.5°	325.5	323.5	321.6	319.4	316.8	314.2	310.7	305.6	299.5	289.5	279.3
15°	330.9	329.0	325.8	323.5	320.0	317.8	313.0	307.2	298.2	286.0	272.5
17.5°	337.0	334.1	331.3	327.7	324.5	321.6	316.5	309.1	297.9	283.4	266.1
20°	342.8	339.6	335.1	332.5	329.3	325.2	319.7	310.7	297.2	278.3	259.4
22.5°	349.5	345.4	340.6	337.7	335.1	331.6	325.2	313.6	297.2	275.4	251.6
25°	358.2	352.8	347.9	345.1	343.5	340.9	333.2	320.3	299.5	273.8	245.2
27.5°	368.5	361.4	357.3	355.3	355.0	353.1	345.4	329.3	304.6	273.8	239.1
30°	380.7	374.6	369.1	369.1	373.0	371.7	363.0	343.1	312.6	274.8	234.6
32.5°	397.7	391.6	388.4	391.6	395.8	397.1	387.1	362.7	325.8	279.3	230.1
35°	422.7	418.9	416.6	421.4	429.8	433.0	420.8	391.9	345.1	287.9	227.6
37.5°	455.8	452.9	450.0	458.4	474.1	480.5	462.9	425.6	372.7	302.4	226.3
40°	493.7	494.0	497.2	513.9	529.0	542.5	522.6	476.7	410.5	322.9	227.6
42.5°	538.6	542.1	553.1	576.2	605.4	616.0	596.7	538.3	457.7	347.6	230.8
45°	594.5	603.8	622.4	656.7	692.0	708.4	681.1	616.0	517.1	387.1	239.8
47.5°	653.8	674.4	705.8	747.6	788.7	799.2	765.5	686.3	575.2	422.1	253.6
50°	729.9	754.9	786.4	836.5	880.1	886.6	841.9	751.4	625.9	452.6	266.7
52.5°	800.8	834.9	875.0	933.1	977.4	969.4	911.6	809.5	666.0	473.4	274.1
55°	897.8	933.1	978.4	1029.1	1073.0	1053.8	974.8	858.9	698.1	488.9	276.4
57.5°	1008.5	1035.5	1079.8	1131.8	1160.7	1127.6	1037.1	907.1	728.6	489.2	258.7
60°	1117.3	1148.8	1197.6	1248.6	1264.7	1207.5	1080.4	914.5	698.5	436.5	207.0
62.5°	1278.5	1310.2	1335.0	1343.3	1314.4	1199.5	1030.0	836.5	602.2	344.4	146.7
65°	1458.5	1422.6	1374.8	1329.8	1251.2	1076.6	888.2	687.2	467.3	230.1	101.1
67.5°	1505.7	1396.3	1292.3	1192.1	1045.4	857.3	669.9	483.4	299.8	131.0	68.7
69°	1456.6	1296.8	1180.9	1022.0	870.5	641.6	461.6	309.7	179.1	91.2	57.5
70°	1366.7	1200.5	1043.5	873.4	674.4	490.1	306.9	202.9	116.8	66.4	51.7
72.5°	1031.3	824.6	635.5	412.8	251.6	139.6	98.2	70.3	55.5	48.8	44.3
75°	596.4	397.1	260.0	138.7	82.2	61.0	53.3	47.5	44.0	42.4	38.5
77.5°	251.6	157.3	106.6	78.0	55.2	47.2	41.1	37.9	37.6	36.6	33.1
80°	114.6	98.2	83.8	58.7	42.0	35.9	31.5	30.8	31.5	30.5	27.0
82.5°	85.1	83.8	70.0	45.3	32.1	24.1	19.6	20.5	23.1	25.0	21.8
85°	70.9	70.9	58.7	33.7	21.2	15.4	15.1	17.0	19.3	20.9	17.7
87.5°	65.2	62.6	33.7	17.3	12.2	10.0	9.3	8.3	8.3	14.4	12.2
90°	6.4	2.9	1.6	1.3	1.6	1.3	1.9	1.6	1.6	1.6	1.6
92.5°	0.0	0.0	0.0	0.0	0.0	0.0	0.0	0.0	0.0	0.0	0.0
95°	0.0	0.0	0.0	0.0	0.0	0.0	0.0	0.0	0.0	0.0	0.0
97.5°	0.0	0.0	0.0	0.0	0.0	0.0	0.0	0.0	0.0	0.0	0.0
100°	0.0	0.0	0.0	0.0	0.0	0.0	0.0	0.0	0.0	0.0	0.0
102.5°	0.0	0.0	0.0	0.0	0.0	0.0	0.0	0.0	0.0	0.0	0.0
105°	0.0	0.0	0.0	0.0	0.0	0.0	0.0	0.0	0.0	0.0	0.0
107.5°	0.0	0.0	0.0	0.0	0.0	0.0	0.0	0.0	0.0	0.0	0.0



REPORT NUMBER: P227064

CATALOG NUMBER: ISW-AF-350-LED-E1-SL4-7030

CANDELA DISTRIBUTION (continued):

	50°	55°	60°	65°	70°	75°	80°	85°	90°	95°	100°
110°	0.0	0.0	0.0	0.0	0.0	0.0	0.0	0.0	0.0	0.0	0.0
112.5°	0.0	0.0	0.0	0.0	0.0	0.0	0.0	0.0	0.0	0.0	0.0
115°	0.0	0.0	0.0	0.0	0.0	0.0	0.0	0.0	0.0	0.0	0.0
117.5°	0.0	0.0	0.0	0.0	0.0	0.0	0.0	0.0	0.0	0.0	0.0
120°	0.0	0.0	0.0	0.0	0.0	0.0	0.0	0.0	0.0	0.0	0.0
122.5°	0.0	0.0	0.0	0.0	0.0	0.0	0.0	0.0	0.0	0.0	0.0
125°	0.0	0.0	0.0	0.0	0.0	0.0	0.0	0.0	0.0	0.0	0.0
127.5°	0.0	0.0	0.0	0.0	0.0	0.0	0.0	0.0	0.0	0.0	0.0
130°	0.0	0.0	0.0	0.0	0.0	0.0	0.0	0.0	0.0	0.0	0.0
132.5°	0.0	0.0	0.0	0.0	0.0	0.0	0.0	0.0	0.0	0.0	0.0
135°	0.0	0.0	0.0	0.0	0.0	0.0	0.0	0.0	0.0	0.0	0.0
137.5°	0.0	0.0	0.0	0.0	0.0	0.0	0.0	0.0	0.0	0.0	0.0
140°	0.0	0.0	0.0	0.0	0.0	0.0	0.0	0.0	0.0	0.0	0.0
142.5°	0.0	0.0	0.0	0.0	0.0	0.0	0.0	0.0	0.0	0.0	0.0
145°	0.0	0.0	0.0	0.0	0.0	0.0	0.0	0.0	0.0	0.0	0.0
147.5°	0.0	0.0	0.0	0.0	0.0	0.0	0.0	0.0	0.0	0.0	0.0
150°	0.0	0.0	0.0	0.0	0.0	0.0	0.0	0.0	0.0	0.0	0.0
152.5°	0.0	0.0	0.0	0.0	0.0	0.0	0.0	0.0	0.0	0.0	0.0
155°	0.0	0.0	0.0	0.0	0.0	0.0	0.0	0.0	0.0	0.0	0.0
157.5°	0.0	0.0	0.0	0.0	0.0	0.0	0.0	0.0	0.0	0.0	0.0
160°	0.0	0.0	0.0	0.0	0.0	0.0	0.0	0.0	0.0	0.0	0.0
162.5°	0.0	0.0	0.0	0.0	0.0	0.0	0.0	0.0	0.0	0.0	0.0
165°	0.0	0.0	0.0	0.0	0.0	0.0	0.0	0.0	0.0	0.0	0.0
167.5°	0.0	0.0	0.0	0.0	0.0	0.0	0.0	0.0	0.0	0.0	0.0
170°	0.0	0.0	0.0	0.0	0.0	0.0	0.0	0.0	0.0	0.0	0.0
172.5°	0.0	0.0	0.0	0.0	0.0	0.0	0.0	0.0	0.0	0.0	0.0
175°	0.0	0.0	0.0	0.0	0.0	0.0	0.0	0.0	0.0	0.0	0.0
177.5°	0.0	0.0	0.0	0.0	0.0	0.0	0.0	0.0	0.0	0.0	0.0
180°	0.0	0.0	0.0	0.0	0.0	0.0	0.0	0.0	0.0	0.0	0.0



REPORT NUMBER: P227064

CATALOG NUMBER: ISW-AF-350-LED-E1-SL4-7030

CANDELA DISTRIBUTION (continued):

	105°	110°	115°	120°	125°	130°	135°	140°	145°	150°	155°
0°	331.3	331.3	331.3	331.3	331.3	331.3	331.3	331.3	331.3	331.3	331.3
2.5°	323.2	321.9	318.7	318.1	317.1	315.8	315.5	313.9	310.7	310.1	310.4
5°	308.5	303.3	299.8	296.9	294.7	288.9	286.6	284.1	279.6	278.3	276.4
7.5°	291.1	285.0	278.0	272.8	266.7	260.6	255.8	249.7	244.9	242.0	236.9
10°	277.6	269.3	260.0	249.7	241.7	232.4	226.3	219.2	211.5	204.5	199.3
12.5°	267.4	255.8	242.3	230.1	218.6	208.6	197.7	187.8	178.1	168.5	160.2
15°	259.0	244.6	227.6	212.2	198.0	183.3	171.1	157.3	145.1	136.7	126.1
17.5°	250.0	231.4	211.2	193.2	174.9	159.5	144.1	129.7	118.1	107.2	98.5
20°	239.1	216.7	194.8	174.0	153.1	135.5	119.7	105.9	94.7	86.0	79.6
22.5°	226.9	200.6	175.3	152.5	131.6	114.3	99.5	89.2	80.9	76.1	74.1
25°	215.1	184.9	156.3	131.3	110.4	95.7	85.7	77.0	72.9	70.9	70.9
27.5°	204.1	168.8	137.1	112.7	92.4	80.9	73.2	69.7	67.7	67.7	68.7
30°	193.9	152.8	118.8	94.0	78.0	69.3	65.2	63.9	64.2	65.5	66.8
32.5°	182.0	137.4	103.0	80.9	67.7	61.9	58.7	59.1	60.7	62.9	65.2
35°	169.5	121.0	89.2	70.9	60.7	56.2	54.2	54.6	56.8	59.7	61.9
37.5°	158.2	107.8	78.6	63.2	55.5	52.6	51.0	51.4	53.0	56.5	59.4
40°	147.0	96.6	70.0	58.7	52.6	49.8	48.8	48.5	49.8	53.0	56.5
42.5°	137.4	87.0	64.8	55.5	50.7	48.1	46.9	46.9	47.5	50.1	53.6
45°	131.6	81.2	61.3	53.3	49.1	46.9	45.6	44.9	45.9	47.5	50.7
47.5°	131.6	78.3	59.1	51.7	47.8	45.9	44.3	44.0	44.3	45.9	49.1
50°	136.1	79.0	58.7	51.0	47.2	44.6	43.0	43.0	43.7	45.9	48.5
52.5°	139.9	80.2	59.7	51.7	47.2	44.0	42.0	41.7	42.7	44.9	47.2
55°	139.3	80.2	60.7	52.6	48.1	44.3	41.7	41.4	42.0	44.3	46.5
57.5°	124.5	75.4	59.7	53.3	49.4	45.9	43.3	42.4	43.0	44.9	46.9
60°	100.8	67.1	57.1	53.3	51.4	48.8	46.2	45.6	45.9	47.8	50.1
62.5°	79.0	59.7	53.9	53.0	52.3	51.0	50.1	49.4	49.4	51.0	53.0
65°	64.2	53.9	51.4	51.7	52.3	52.0	51.7	51.4	51.4	52.3	54.2
67.5°	53.6	48.5	47.8	48.8	49.4	49.8	50.1	49.8	50.1	51.0	53.3
69°	48.8	45.6	44.9	45.6	46.9	47.2	47.8	47.5	47.8	48.8	51.0
70°	45.9	43.3	42.7	43.7	44.6	44.9	45.6	45.3	45.6	46.5	48.8
72.5°	39.8	36.9	35.9	36.6	37.6	37.6	38.5	38.8	38.2	38.5	40.1
75°	34.0	30.8	29.2	29.5	29.5	29.5	30.2	30.2	29.5	29.2	29.5
77.5°	28.6	25.0	23.1	23.1	23.1	22.8	21.8	22.1	22.5	22.1	22.5
80°	22.5	19.6	17.7	17.7	17.7	17.0	16.7	16.7	17.3	18.0	17.7
82.5°	17.3	14.4	13.5	13.2	13.2	12.5	12.5	13.2	12.8	13.2	13.8
85°	12.5	10.3	9.3	9.6	9.3	8.7	9.0	10.0	10.0	9.6	10.3
87.5°	7.7	6.4	6.1	6.4	5.8	4.8	4.5	4.8	5.5	5.1	5.8
90°	1.0	0.6	0.6	0.6	1.0	0.6	0.6	0.6	1.0	1.0	0.6
92.5°	0.0	0.0	0.0	0.0	0.0	0.0	0.0	0.0	0.0	0.0	0.0
95°	0.0	0.0	0.0	0.0	0.0	0.0	0.0	0.0	0.0	0.0	0.0
97.5°	0.0	0.0	0.0	0.0	0.0	0.0	0.0	0.0	0.0	0.0	0.0
100°	0.0	0.0	0.0	0.0	0.0	0.0	0.0	0.0	0.0	0.0	0.0
102.5°	0.0	0.0	0.0	0.0	0.0	0.0	0.0	0.0	0.0	0.0	0.0
105°	0.0	0.0	0.0	0.0	0.0	0.0	0.0	0.0	0.0	0.0	0.0
107.5°	0.0	0.0	0.0	0.0	0.0	0.0	0.0	0.0	0.0	0.0	0.0



REPORT NUMBER: P227064
 CATALOG NUMBER: ISW-AF-350-LED-E1-SL4-7030

REPORT N
 CATALOG

CANDELA DISTRIBUTION (continued):

CANDELA

	105°	110°	115°	120°	125°	130°	135°	140°	145°	150°	155°	
110°	0.0	0.0	0.0	0.0	0.0	0.0	0.0	0.0	0.0	0.0	0.0	0°
112.5°	0.0	0.0	0.0	0.0	0.0	0.0	0.0	0.0	0.0	0.0	0.0	2.5°
115°	0.0	0.0	0.0	0.0	0.0	0.0	0.0	0.0	0.0	0.0	0.0	5°
117.5°	0.0	0.0	0.0	0.0	0.0	0.0	0.0	0.0	0.0	0.0	0.0	7.5°
120°	0.0	0.0	0.0	0.0	0.0	0.0	0.0	0.0	0.0	0.0	0.0	10°
122.5°	0.0	0.0	0.0	0.0	0.0	0.0	0.0	0.0	0.0	0.0	0.0	12.5°
125°	0.0	0.0	0.0	0.0	0.0	0.0	0.0	0.0	0.0	0.0	0.0	15°
127.5°	0.0	0.0	0.0	0.0	0.0	0.0	0.0	0.0	0.0	0.0	0.0	17.5°
130°	0.0	0.0	0.0	0.0	0.0	0.0	0.0	0.0	0.0	0.0	0.0	20°
132.5°	0.0	0.0	0.0	0.0	0.0	0.0	0.0	0.0	0.0	0.0	0.0	22.5°
135°	0.0	0.0	0.0	0.0	0.0	0.0	0.0	0.0	0.0	0.0	0.0	25°
137.5°	0.0	0.0	0.0	0.0	0.0	0.0	0.0	0.0	0.0	0.0	0.0	27.5°
140°	0.0	0.0	0.0	0.0	0.0	0.0	0.0	0.0	0.0	0.0	0.0	30°
142.5°	0.0	0.0	0.0	0.0	0.0	0.0	0.0	0.0	0.0	0.0	0.0	32.5°
145°	0.0	0.0	0.0	0.0	0.0	0.0	0.0	0.0	0.0	0.0	0.0	35°
147.5°	0.0	0.0	0.0	0.0	0.0	0.0	0.0	0.0	0.0	0.0	0.0	37.5°
150°	0.0	0.0	0.0	0.0	0.0	0.0	0.0	0.0	0.0	0.0	0.0	40°
152.5°	0.0	0.0	0.0	0.0	0.0	0.0	0.0	0.0	0.0	0.0	0.0	42.5°
155°	0.0	0.0	0.0	0.0	0.0	0.0	0.0	0.0	0.0	0.0	0.0	45°
157.5°	0.0	0.0	0.0	0.0	0.0	0.0	0.0	0.0	0.0	0.0	0.0	47.5°
160°	0.0	0.0	0.0	0.0	0.0	0.0	0.0	0.0	0.0	0.0	0.0	50°
162.5°	0.0	0.0	0.0	0.0	0.0	0.0	0.0	0.0	0.0	0.0	0.0	52.5°
165°	0.0	0.0	0.0	0.0	0.0	0.0	0.0	0.0	0.0	0.0	0.0	55°
167.5°	0.0	0.0	0.0	0.0	0.0	0.0	0.0	0.0	0.0	0.0	0.0	57.5°
170°	0.0	0.0	0.0	0.0	0.0	0.0	0.0	0.0	0.0	0.0	0.0	60°
172.5°	0.0	0.0	0.0	0.0	0.0	0.0	0.0	0.0	0.0	0.0	0.0	62.5°
175°	0.0	0.0	0.0	0.0	0.0	0.0	0.0	0.0	0.0	0.0	0.0	65°
177.5°	0.0	0.0	0.0	0.0	0.0	0.0	0.0	0.0	0.0	0.0	0.0	67.5°
180°	0.0	0.0	0.0	0.0	0.0	0.0	0.0	0.0	0.0	0.0	0.0	69°
												70°
												72.5°
												75°
												77.5°
												80°
												82.5°
												85°
												87.5°
												90°
												92.5°
												95°
												97.5°
												100°
												102.5°
												105°
												107.5°

NUMBER: P227064
 NUMBER: ISW-AF-350-LED-E1-SL4-7030

REPORT NUMBER: P
 CATALOG NUMBER:

DISTRIBUTION (continued):

160°	165°	170°	175°	180°
331.3	331.3	331.3	331.3	331.3
308.1	309.1	304.9	306.9	305.6
274.4	272.8	272.5	271.6	269.6
235.0	233.7	229.8	231.1	228.2
194.2	193.9	186.8	187.1	183.6
156.6	150.9	148.0	143.8	146.0
121.3	116.5	110.4	108.8	111.1
91.5	86.7	83.8	81.2	80.2
75.8	72.9	71.3	70.3	69.7
73.2	72.5	72.2	71.6	71.3
71.6	72.2	72.2	72.2	71.6
70.0	71.3	71.6	71.3	70.6
68.4	69.3	69.3	69.0	68.0
66.1	67.1	67.1	66.8	66.1
63.6	64.2	64.5	64.5	64.8
61.6	62.3	62.9	63.6	64.5
59.4	60.3	60.7	61.9	63.2
56.5	57.8	58.4	59.4	60.7
53.6	55.2	55.5	56.8	58.1
52.3	53.6	53.6	54.6	55.5
50.7	51.4	51.0	51.7	52.0
49.1	49.8	49.4	50.1	50.4
47.8	48.5	49.1	49.8	50.1
48.5	49.4	49.8	50.7	51.0
51.4	52.6	53.9	55.2	56.2
54.2	55.9	58.7	64.5	66.8
55.9	58.1	64.8	74.8	77.7
54.9	57.8	65.8	76.4	79.9
53.0	55.2	63.9	74.8	78.0
50.4	52.6	61.3	73.2	76.1
40.8	42.0	51.7	62.9	64.8
29.9	30.8	38.2	42.7	42.4
23.1	24.4	27.0	27.3	27.0
18.3	18.9	20.2	20.2	20.5
14.1	14.4	15.1	14.4	14.1
10.6	10.3	10.0	9.6	9.3
6.1	6.1	5.1	4.5	4.2
0.6	1.0	1.0	0.6	0.0
0.0	0.0	0.0	0.0	0.0
0.0	0.0	0.0	0.0	0.0
0.0	0.0	0.0	0.0	0.0
0.0	0.0	0.0	0.0	0.0
0.0	0.0	0.0	0.0	0.0
0.0	0.0	0.0	0.0	0.0
0.0	0.0	0.0	0.0	0.0
0.0	0.0	0.0	0.0	0.0
0.0	0.0	0.0	0.0	0.0

CANDELA DISTRIBUTION:

	160°
110°	0.0
112.5°	0.0
115°	0.0
117.5°	0.0
120°	0.0
122.5°	0.0
125°	0.0
127.5°	0.0
130°	0.0
132.5°	0.0
135°	0.0
137.5°	0.0
140°	0.0
142.5°	0.0
145°	0.0
147.5°	0.0
150°	0.0
152.5°	0.0
155°	0.0
157.5°	0.0
160°	0.0
162.5°	0.0
165°	0.0
167.5°	0.0
170°	0.0
172.5°	0.0
175°	0.0
177.5°	0.0
180°	0.0

